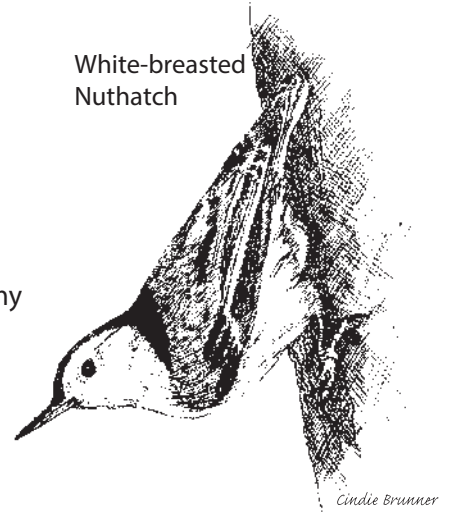


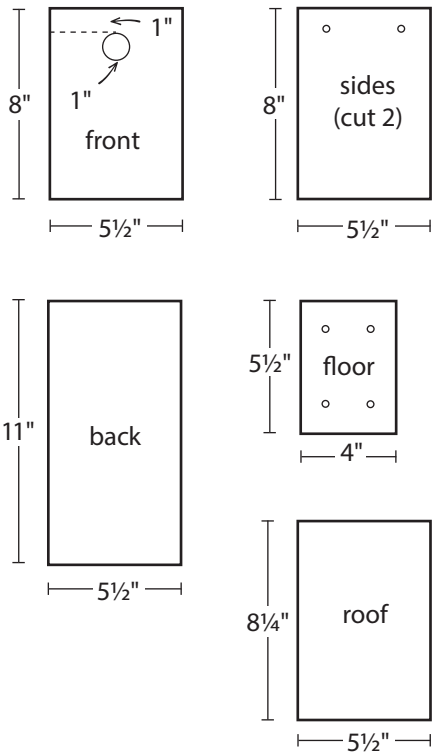
# Nest Box

House and Bewick's Wrens; Black-capped, Mountain, Boreal, Chestnut-backed, and Carolina Chickadees; Juniper, Black-crested, Oak, Tufted, and Bridled Titmice; Pygmy, White-breasted, Red-breasted, and Brown-headed Nuthatches; Prothonotary Warblers; and Flying Squirrels

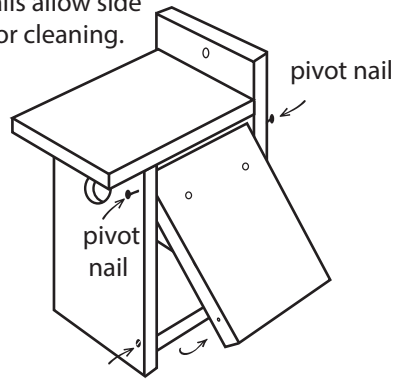
White-breasted Nuthatch



Note: Entrance hole diameter is 1" for House Wrens, Brown-headed Nuthatches, and Pygmy Nuthatches. Use 1 1/8" diameter for all chickadees and Bewick's Wren. Use 1/4" diameter for White-breasted Nuthatch, Red-breasted Nuthatch, Prothonotary Warbler, all titmouse species, and Flying Squirrel. Entrance holes 1/4" and larger will admit House Sparrows so only use the larger diameter in heavily-wooded areas where there are few House Sparrows.

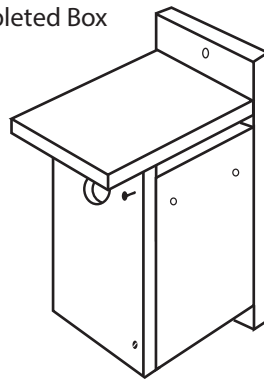


Two "pivot" nails allow side to swing out for cleaning.




Use a nail or screw at bottom to keep side closed.

Completed Box



## Increase Your Chances of Nest Box Success!

Information on natural history, habitat, nest box placement, and management for Midwestern birds is available in *Woodworking for Wildlife*. Order at [minnesotasbookstore.com](http://minnesotasbookstore.com)



Note: these dimensions are for 3/4" thick board. Some cedar boards are 5/8" thick. If so, the floor must be 3 3/4" wide, not 4".

Lumber: 1" x 6" x 4'

